

MDT Trouble Shooting and Directions

LOGGING IN:

- Press P1 for three seconds till keyboard is shown.
- Enter username and password of user (use stylus and if you get a grey popup screen you entered your password your password wrong).
- After you have been successful you should see the Fire logo on the desktop, if not log out or restart computer and try again. If you try again and the logo is still missing contact Mark Pendry by email or (760)839-4433 and explain what is happening. In the mean time have another one of your crew login for you.

LOGGING INTO CAD:

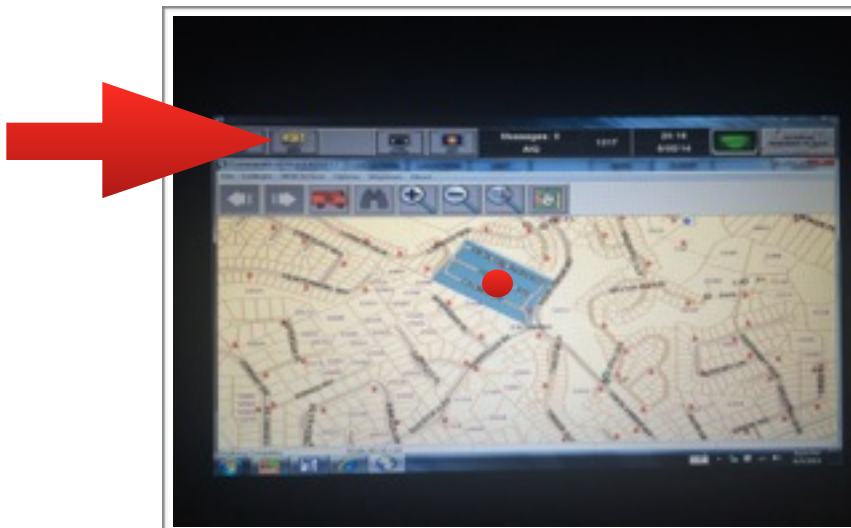
- Double click command mobile icon on top left of your desktop.
- Allow to render and pop up screens to go away.
- Press menu button.
- Select Log off button and press send.
- Select Log on button, enter crew, and press send.

PREPARING FOR A CALL:

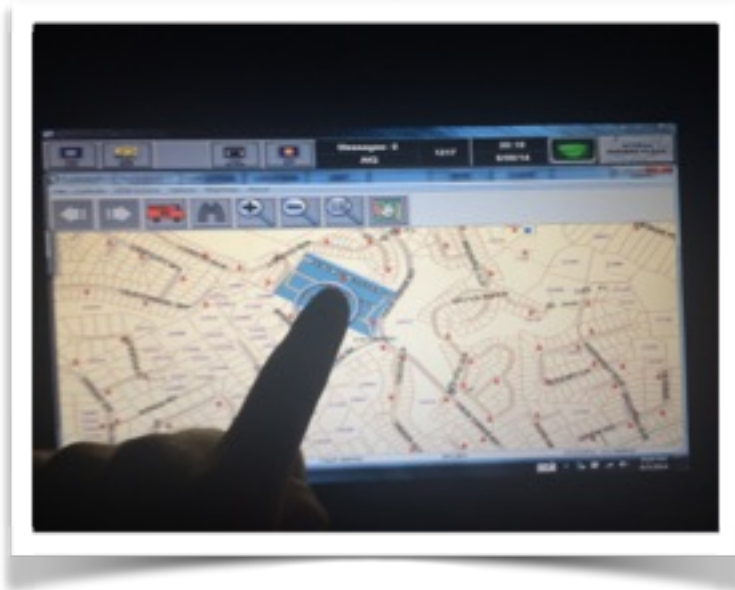
- Select AVL CAD map button (The second button from the top left).
- Allow to render and leave open.

RECEIVING A CALL:

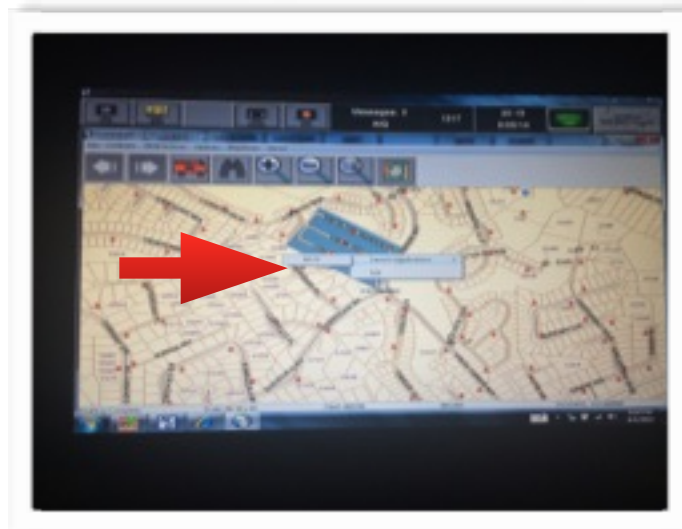
- When a call is received the standard box will appear, select acknowledge and enroute
- Enroute will be seen in the status bar.
- Select AVL CAD map button if not already on that page and the map will pin point the location of the call.



- If there is a pre map for this location you will hold down on the blue pre map location till a blue circle renders complete around the location you select and let go.



- You will see a grey box pop up select this box (launch applications).
- Another grey box will appear with your pre map page, select this and your pre map will appear.



- Navigate through your pre maps by flicking left to right and using pinch to zoom(like Ipad/ Android).



- TIPS:**
- Do not close out any of your maps after your calls.
 - Try to open your pre maps before you leave the station.
 - Use stylus to enter in any passwords as the keyboard will not show you what buttons you will select.
 - Only use the P1 button when your see the “ Control , Alt, Delete “ prompt.

TIPS:

- Do not close out any of your maps after your calls.
- Try to open your pre maps before you leave the station.
- Use stylus to enter in any passwords as the keyboard will not show you what buttons you will select.
- Only use the P1 button when your see the “ Control , Alt, Delete “ prompt.